PRIMA SMOOTH

Single Wall Stainless Steel
Connecting Flue Pipe & Chimney Liner
for Wood & Multi-fuel Appliances

Prima Sm LIT DOC/CP3/71 SAP Version 5 940002243 June 2016

Part of the **BRAAS MONIER BUILDING GROUP**

Product Description

Prima Smooth is the new high quality 316L grade stainless steel single wall flue system available with two wall thickness options of 0.6mm and 1mm. There are two possible applications:-.

1. Connecting Flue Pipe
Prima Smooth has been tested and approved for use as connecting flue pipe between an appliance and a system chimney.

2. Chimney Liner
Prima Smooth has been tested and approved for use as an alternative to a flexible stainless steel liner for re-lining an existing chimney.

Prima Smooth is a lightweight precision engineered product, designed for use on atmospheric wood burning and multi-fuel appliances with continuous operating temperatures of up to 600°C. The joints in the pipe are designed to give a smooth visual appearance and Prima Smooth is available in two surface finishes:-

- Matt 316L grade stainless steel.
- Matt black painted 316L grade stainless steel using a special high temperature resistant paint.

Joint Detail

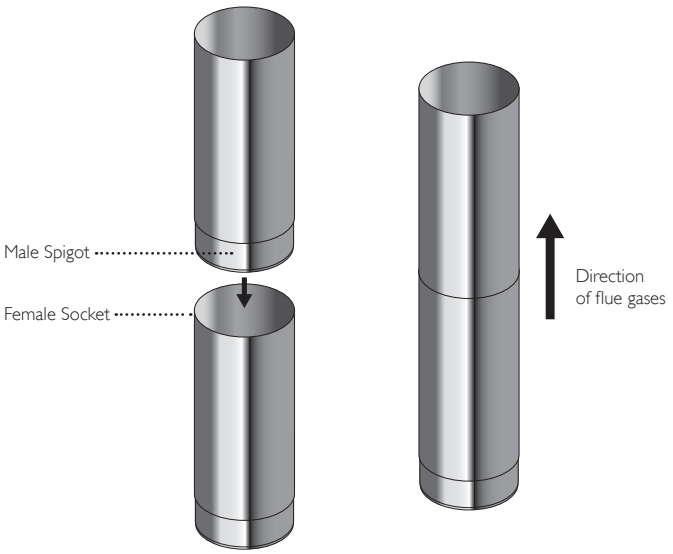

PRODUCT FEATURES

- 316L Grade Stainless Steel
- Corrosion tested
- Lightweight
- Precision engineered jointing system
- Available in matt black or steel finish
- Can be painted
- Range Ø125, 150, 180, 200

Approvals

High Temperature Applications	High Temperature Applications
Connecting Flue Pipe EN1856-2 TÜV 0036 CPR 9195 029 T600 N1 W V2 L50060 GXX NM T600 N1 W V2 L50100 GXX NM (XX = 3 x Ø Int. of Pipe)	Chimney Liner EN1856-2 TÜV 0036 CPR 9195 033 T600 N1 D V2 L50060 G T600 N1 D V2 L50100 G

The Prima Smooth range is manufactured under the strict requirements of BS EN ISO 9001 Quality management scheme. Prima Smooth has corrosion certification from TÜV. Prima Smooth is listed by HETAS as a product suitable for solid fuel.

Dimensions

The dimensions of the flue are:

Int Ømm	125	150	180	200

Starting Components

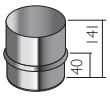

Appliance Connector

0.6mm PS013
1mm PS113

Int Ømm Prima Smooth		125	125	150	150	180	200
Appliance Spigot mm		123	128	148	153	178	198
SAP Codes							
Painted	0.6mm	125359	125363	126253	126257	119939	119937
	1mm	125360	125364	126254	126258	119931	119929
Unpainted	0.6mm	125361	125365	126255	126259	119940	119938
	1mm	125362	125366	126256	126260	119932	119930

Adaptor to TecnoFlex Plus

0.6mm PS0E3

Int Ømm Prima Smooth		125/125	125/155	150/155	180/180	200/200
Int Ømm Prima Smooth		125	125	150	180	200
Int Ømm TecnoFlex Plus		125	155	155	180	200
SAP Codes						
Painted	0.6mm	110180	COA	110413	120027	119946
Unpainted	0.6mm	110176	119949	110411	120028	119947

COA: code on application

Adaptor to ICID

0.6mm PS027

Int Ømm Prima Smooth		125	150	180	200
Int Ømm ICID		125	150	180	200
Ext Ømm ICID		180	200	238	256
SAP Codes					
Painted	0.6mm	109991	110268	126980	127587
Unpainted	0.6mm	109992	110270	126981	127588

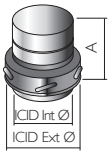

Adaptor from ICID

Int Ømm Prima Smooth		125	150	180	200
Int Ømm ICID		125	150	180	200
Ext Ømm ICID		180	200	238	256
A		135	135	137	137
SAP Code					
Unpainted	0.6mm	145516	145517	145518	145519

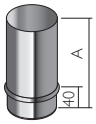

Swaged Starter Pipes

Int Ømm Prima Smooth		125	150	180	200
Appliance Spigot mm		123	148	178	198
SAP Codes					
Painted A 1000	1mm	133984	133987	133993	133996
Unpainted A 1000	1mm	133956	133959	133965	133968
Painted A 500	1mm	133985	133988	133994	133997
Unpainted A 500	1mm	133957	133960	133966	133969
Painted A 250	1mm	133986	133989	133995	133998
Unpainted A 250	1mm	133958	133961	133967	133970

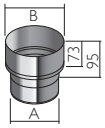

Increaser

0.6mm PS091
1mm PS191

Increaser Type		100/125	125/150	150/180	180/200
Int A Ømm from		100	150	180	180
to Int B Ømm		125	180	200	200
SAP Codes					
Painted	0.6mm	119928	110195	126292	126982
	1mm	124895	110735	126277	126966
Unpainted	0.6mm	110068	110205	126293	126983
	1mm	110066	110211	126294	126984

Adaptor to ICS25

0.6mm PS068

Int Ømm Prima Smooth		125	150	180	200
Int Ømm ICS		130	150	180	200
Ext Ømm ICS		180	200	230	250
SAP Codes					
Unpainted	0.6mm	125388	126291	COA	COA

COA: code on application

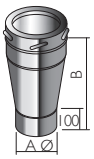

SW-DW Adjustable Starter Section

DN8A159

* Increasing SW-DW Adjustable Starter Section DN8A161

Int Ømm ICID		125	125*	150	180	200
Ext Ømm ICID		180	200	200	235	256
A		123	123	148	178	198
B		352	434	352	352	352
SAP Codes						
Painted	0.6mm	125339	131148	126117	126849	127434
Unpainted	0.6mm	125340	126096	126118	126850	127435

This component MUST only be fitted to stove pipe and NOT directly to appliance.

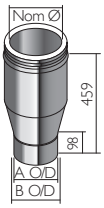

SW-DW Adjustable Starter Section

* Increasing SW-DW Adjustable Starter Section

Int Ømm ICS		130	130*	150	180	200
Ext Ømm ICS		180	200	200	230	250
A O/D		122.7	122.7	147.6	176.5	197.5
B O/D		130	130	154.5	183.5	204.5
SAP Codes						
Painted	0.6mm	COA	COA	COA	COA	COA
Unpainted	0.6mm	133653	143702	133654	133655	133656

This component MUST only be fitted to stove pipe and NOT directly to appliance.

COA: code on application

Pipes

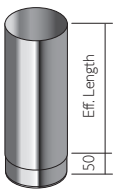

Standard Pipe Effective Length 950mm

0.6mm PS001
1mm PS101

Int Ømm		125	150	180	200
SAP Codes					
Painted	0.6mm	122583	114554	119860	119858
	1mm	122584	119954	119957	119955
Unpainted	0.6mm	113272	114550	119861	119859
	1mm	115948	116338	119958	119956

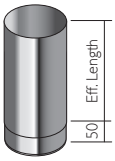

Standard Pipe Effective Length 450mm

0.6mm PS002
1mm PS102

Int Ømm		125	150	180	200
SAP Codes					
Painted	0.6mm	122585	111973	119868	119866
	1mm	125375	120601	119965	119963
Unpainted	0.6mm	111487	111972	119869	119867
	1mm	112994	113393	119966	119964

Pipes (contd.)

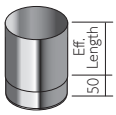

Standard Pipe Effective Length 200mm

0.6mm PS003
1mm PS103

Int Ø mm		125	150	180	200
SAP Codes					
Painted	0.6mm	122586	110716	119880	119878
	1mm	125374	120602	119977	119975
Unpainted	0.6mm	110485	110723	119881	119879
	1mm	111302	111543	119978	119976

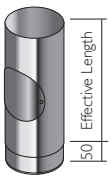

Inspection Pipe Effective Length 450mm

0.6mm PS012
1mm PS112

Int Ø mm		125	150	180	200
SAP Codes					
Painted	0.6mm	112081	112155	119872	119870
	1mm	114182	114252	119969	119967
Unpainted	0.6mm	112083	112150	119873	119871
	1mm	111608	112115	119970	119968

Cover Band

0.6mm PS029

Int Ø mm		125	150	180	200
SAP Codes					
Painted	0.6mm	125386	126289	126978	127585
Unpainted	0.6mm	125387	126290	126979	127586

This component is used to provide a more aesthetic finish to the joint if pipe lengths are cut down on site.

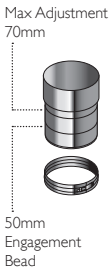

Adjustable Pipe Lengths (200mm)

0.6mm PS085
1mm PS185

Int Ø mm		125	150	180	200
Max Adjustment mm		70	70	70	70
SAP Codes					
Painted	0.6mm	125384	126288	119888	119886
	1mm	125385	126287	119885	119883
Unpainted	0.6mm	125380	126283	119889	119887
	1mm	125381	126284	119884	119882

This component is used to allow removal of the appliance for servicing. for full details refer to installation instructions.

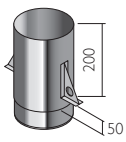

Lowering Pipe

0.6mm PS333
1mm PS433

Int Ø mm		125	150	180	200
SAP Codes					
Unpainted	0.6mm	125392	126298	126987	127591
	1mm	125391	126297	126986	127590

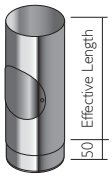

Inspection Pipe Effective Length 950mm

0.6mm PS011
1mm PS111

Int Ø mm		125	150	180	200
SAP Codes					
Painted	0.6mm	114177	114707	119864	119862
	1mm	115979	116477	119961	119959
Unpainted	0.6mm	114179	114709	119865	119863
	1mm	113482	114708	119962	119960

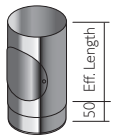

Inspection Pipe Effective Length 250mm

0.6mm PS004
1mm PS104

Int Ø mm		125	150	180	200
SAP Codes					
Painted	0.6mm	122587	111169	119876	119874
	1mm	122588	119985	119973	119971
Unpainted	0.6mm	110885	111165	119877	119875
	1mm	110850	111147	119974	119972

Locking Band

0.6mm PS030

Int Ø mm		125	150	180	200
SAP Codes					
Unpainted	0.6mm	125390	126296	126985	127589

This component is used to provide extra support where there is an offset in the system and may also be used to clamp the joints when Prima Smooth is being lowered down a chimney as a chimney liner.

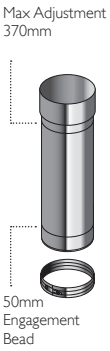

Adjustable Pipe Lengths (500mm)

0.6mm PS385
1mm PS485

Int Ø mm		125	150	180	200
Min Adjustment mm		80	70	70	80
Max Adjustment mm		370	370	370	370
SAP Codes					
Painted	0.6mm	125382	126285	126976	127583
	1mm	125379	126282	126975	127582
Unpainted	0.6mm	125383	126286	126977	127584
	1mm	125358	126252	126948	127556

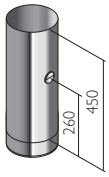

Test Point

Int Ø mm		125	150	180	200
SAP Codes					
Painted	0.6mm	146361	146365	146369	146373
	1mm	146371	146375	146363	146367
Unpainted	0.6mm	146360	146364	146368	146372
	1mm	146362	146366	146370	146374

Tees

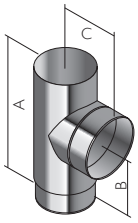

90° Tee

0.6mm PS014
1mm PS114

Int Ø mm		125	150	180	200
A		283	325	450	450
B		118	139	200	200
C		94	109	124	134
SAP Codes					
Painted	0.6mm	111126	111688	119897	119895
	1mm	112205	113028	119990	119988
Unpainted	0.6mm	111108	111689	119898	119896
	1mm	111156	111600	119991	119989

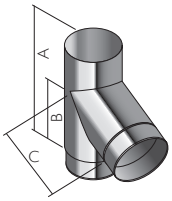

135° Tee

0.6mm PS016
1mm PS116

Int Ø mm		125	150	180	200
A		283	325	450	450
B		180	215	295	305
C		178	215	258	281
SAP Codes					
Painted	0.6mm	111334	111909	126973	127580
	1mm	112529	113284	126971	127578
Unpainted	0.6mm	111912	111917	126974	127581
	1mm	119987	119986	126972	127579

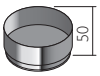

Tee Cap

0.6mm PS017

Int Ø mm		125	150	180	200
SAP Codes					
Painted	0.6mm	122595	122596	126992	127596
Unpainted	0.6mm	109826	109919	126993	127597

Bends

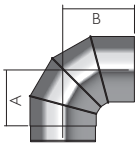

Adjustable 0-90° Bend

0.6mm PS005
1mm PS105

Int Ømm		125	150	180	200
A mm		127	142	158	176
B mm		174	184	199	216
SAP Codes					
Unpainted	0.6mm	110821	111295	119908	119907
	1mm	111870	112484	120003	120002

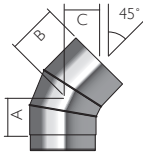

Adjustable 0-45° Bend

0.6mm PS022
1mm PS122

Int Ømm		125	150	180	200
A mm		92	95	95	95
B mm		129	135	139	146
C mm		91	96	99	103
SAP Codes					
Unpainted	0.6mm	125378	126281	126970	127577
	1mm	125377	126280	126969	127576

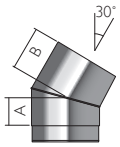

30° Bend

0.6mm PS070
1mm PS170

Int Ømm		125	150	180	200
A mm		50	50	50	50
B mm		98	98	98	98
SAP Codes					
Painted	0.6mm	110194	110488	119919	119917
	1mm	120022	111145	120016	120014
Unpainted	0.6mm	110213	110494	119920	119918
	1mm	110258	110493	120017	120015

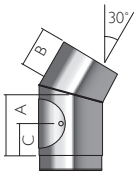

30° Inspection Bend

0.6mm PS039
1mm PS139

Int Ømm		125	150	180	200
A mm		181	181	181	181
B mm		98	98	98	98
C mm		100	100	100	100
Inspection Hole Ø mm		100	130	130	130
SAP Codes					
Painted	0.6mm	111004	111356	119923	119921
	1mm	112023	112604	120020	120018
Unpainted	0.6mm	110989	111352	119924	119922
	1mm	110938	111320	120021	120019

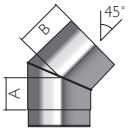

45° Bend

0.6mm PS015
1mm PS115

Int Ømm		125	150	180	200
A mm		73	73	73	73
B mm		122	122	122	122
SAP Codes					
Painted	0.6mm	121422	110717	119911	119909
	1mm	122589	120013	120007	120005
Unpainted	0.6mm	110468	110720	119912	119910
	1mm	110515	110707	120008	120006

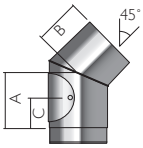

45° Inspection Bend

0.6mm PS044
1mm PS144

Int Ømm		125	150	180	200
A mm		155	155	155	155
B mm		122	122	122	122
C mm		94	94	94	94
Inspection Hole Ø mm		100	130	130	130
SAP Codes					
Painted	0.6mm	122594	111335	119915	119913
	1mm	121423	120004	120011	120009
Unpainted	0.6mm	110875	111332	119916	119914
	1mm	110948	111324	120012	120010

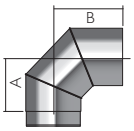

90° Bend

0.6mm PS051
1mm PS151

Int Ømm		125	150	180	200
A mm		131	131	134	134
B mm		190	190	184	184
SAP Codes					
Painted	0.6mm	122590	111106	119901	119899
	1mm	122591	120001	119995	119993
Unpainted	0.6mm	110881	111117	119902	119900
	1mm	110852	111151	119996	119994

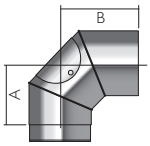

90° Inspection Bend

0.6mm PS028
1mm PS128

Int Ømm		125	150	180	200
A mm		131	131	134	134
B mm		190	190	184	184
Inspection Hole Ø mm		100	130	130	130
SAP Codes					
Painted	0.6mm	122592	111353	119905	119903
	1mm	122593	119992	119999	119997
Unpainted	0.6mm	110883	111354	119906	119904
	1mm	111019	111323	120000	119998

Integral 45° Offsets

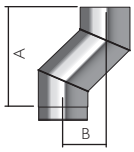

50mm Offset

Int Ømm		125	150	180	200
A mm		300	300	300	300
B mm		50	50	50	50
SAP Codes					
Painted	0.6mm	146671	145188	146672	146673
	1mm	COA	COA	COA	COA
Unpainted	0.6mm	146668	145187	146669	146670
	1mm	146674	145189	146675	146676

COA: code on application

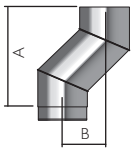

100mm Offset

Int Ømm		125	150	180	200
A mm		300	300	300	300
B mm		100	100	100	100
SAP Codes					
Painted	0.6mm	146680	145191	146681	146682
	1mm	COA	COA	COA	COA
Unpainted	0.6mm	146677	145190	146678	146679
	1mm	146683	145192	146684	146685

COA: code on application

Offsets (made by assembling 2 bends)

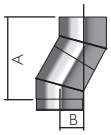

30˚Offset

Int Ømm	125	150	180	200
A mm	276	276	276	276
B mm	74	74	74	74

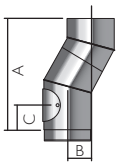

30˚Offset (using Inspection Bend)

Int Ømm	125	150	180	200
A mm	407	407	407	407
B mm	74	74	74	74
C mm	100	100	100	100

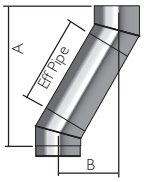

30˚ offset with standard Pipe lengths

	Int Ømm	125	150	180	200
Effective Pipe	A mm	1099	1099	1099	1099
950	B mm	549	549	549	549
Effective Pipe	A mm	666	666	666	666
450	B mm	299	299	299	299
Effective Pipe	A mm	449	449	449	449
200	B mm	174	174	174	174

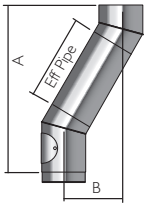

30˚ offset using Inspection Bend

	Int Ømm	125	150	180	200
Effective Pipe	A mm	1230	1230	1230	1230
950	B mm	549	549	549	549
Effective Pipe	A mm	797	797	797	797
450	B mm	299	299	299	299
Effective Pipe	A mm	580	580	580	580
200	B mm	174	174	174	174

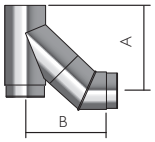

Offsets for 135˚ Tee & 45˚ Bend

Int Ømm	125	150	180	200
A mm	348	386	432	458
B mm	315	348	424	430

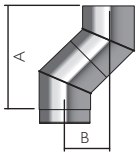

45˚Offset

Int Ømm	125	150	180	200
A mm	333	333	333	333
B mm	138	138	138	138

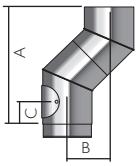

45˚Offset (using Inspection Bend)

Int Ømm	125	150	180	200
A mm	415	415	415	415
B mm	138	138	138	138
C mm	94	94	94	94

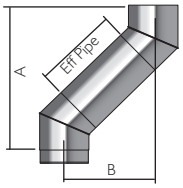

45˚ offset with standard Pipe lengths

	Int Ømm	125	150	180	200
Effective Pipe	A mm	1005	1005	1005	1005
950	B mm	810	810	810	810
Effective Pipe	A mm	651	651	651	651
450	B mm	456	456	456	456
Effective Pipe	A mm	474	474	474	474
200	B mm	279	279	279	279

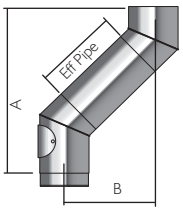

45˚ offset using Inspection Bend

	Int Ømm	125	150	180	200
Effective Pipe	A mm	1087	1087	1087	1087
950	B mm	810	810	810	810
Effective Pipe	A mm	733	733	733	733
450	B mm	456	456	456	456
Effective Pipe	A mm	556	556	556	556
200	B mm	279	279	279	279

Trim Collars

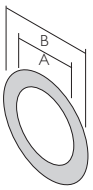

1 Piece Trim Collar 90˚ 0.6mm 9580P

Int Ømm		125	150	180	200
A mm		129	154	184	204
B mm		275	300	330	350
SAP Codes					
Painted	0.6mm	COA	126337	127039	127643
Unpainted	0.6mm	COA	COA	127038	127642

COA: code on application

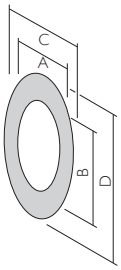

1 Piece Trim Collar 45˚ 0.6mm 9589P

Int Ømm		125	150	180	200
A mm		129	154	184	204
B mm		181	215	259	287
C mm		275	300	330	350
D mm		376	412	454	483
SAP Codes					
Painted	0.6mm	COA	COA	126613	127187
Unpainted	0.6mm	COA	125887	126612	127186

COA: code on application

Support Components

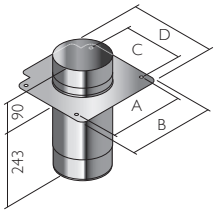

Support Plate 0.6mm PS0F1 1mm PS1F1

Int Ømm		125	150	180	200
A mm		185	210	240	260
B mm		221	246	276	296
C mm		105	130	160	180
D mm		190	215	245	265
SAP Codes					
Unpainted	0.6mm	125396	126302	126991	127595
	1mm	125395	126301	126990	127594

Pipe length is adjustable to allow for thermal expansion.

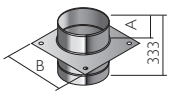

Expansion Joint 0.6mm PS031 1mm PS131

Int Ømm		125	150	180	200
A mm		60	60	60	60
B mm		400	400	400	400
SAP Codes					
Unpainted	0.6mm	125155	125848	126582	127161
	1mm	125156	125849	126583	127162

Pipe length is adjustable to allow for thermal expansion.

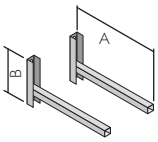

Cantilever Support Type 325 95420001 Type 475 95420002

Type	325	475
Ø mm Range	125-200	125-200
A mm	325	475
B mm	242	242
SAP Code	101742	101743

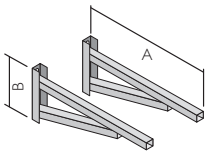

Cantilever Support Type 570 95420003

Type	570
Ø mm Range	125-200
A mm	570
B mm	330
SAP Code	101744

Terminals

Raincap Locking Band		0.6mm			S030
Int Ømm		125	150	180	200
SAP Code					
Unpainted	0.6mm	144487	144489	144490	144491

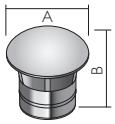

Raincap		0.6mm			S036
Int Ømm		125	150	180	200
A mm		266	266	362	362
B mm		139	158	180	183
SAP Code					
Unpainted	0.6mm	125161	110761	111525	111556

This component is designed to be used exclusively in conjunction with the Expansion Joint at the top of an existing masonry stack.

Typical Installations

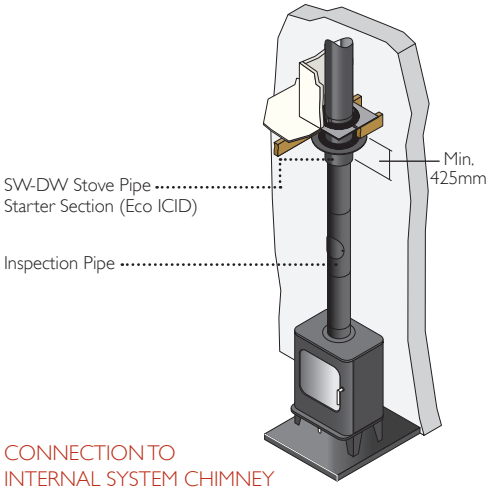

CONNECTION TO
INTERNAL SYSTEM CHIMNEY

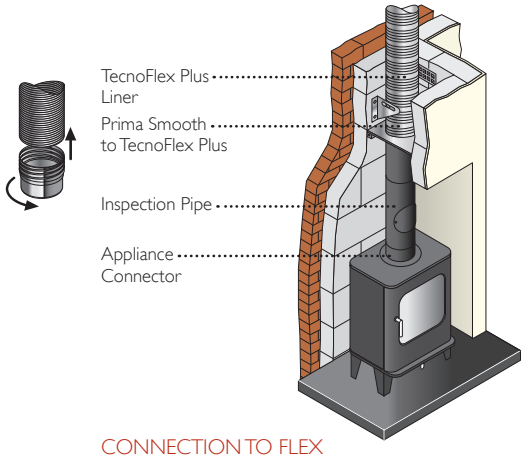

CONNECTION TO FLEX
THROUGH FIREPLACE RECESS

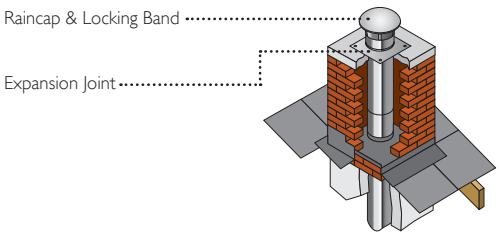

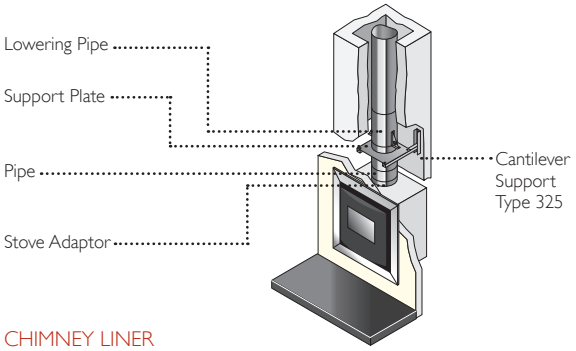

CHIMNEY LINER
ON INSET FIRE

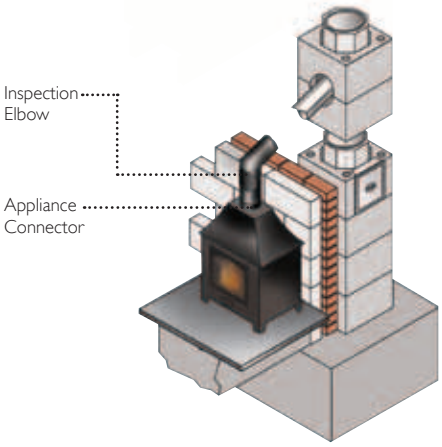

CONNECTION TO MODULAR
PUMICE OR CERAMIC SYSTEM CHIMNEY

For a direct link to the Prima Smooth Installation Instructions scan the QR code.

Scan QR code to download the Schiedel Installation App incorporating Product Guarantee Registration function.

Complementary products and services from Schiedel Chimney Systems

ICID PLUS

The NEW highly Insulated Twin Wall System Chimney for traditional stoves, pellet stoves, biomass appliances, mini/micro CHP and condensing boilers capable of withstanding positive pressure.

- Easy twist lock connection
- Effective insulation
- 100-200mm Internal diameter range

PRIMA PLUS

Single Wall Stainless Steel Flue System.

- Prima Plus available 0.6mm or 1mm options for domestic multi-fuel stoves
- Prima Plus for large residential & commercial condensing gas & oil appliances & chimney relining
- 80-300mm Diameter range



TECNOFLEX PLUS

For relining existing chimneys to take gas, oil, wood, multi-fuel appliances and open fires.

- Twin skin TecnoFlex Plus available in 316L or 904L options for oil, wood, multi-fuel & open fires
- 80-300mm Diameter range

ICS

Twin Wall Insulated System Chimney for gas, oil and multi-fuel applications.

- Simple push-fit jointing system
- High efficiency Superwool insulation blanket
- Capillary break prevents moisture being drawn through the joint
- 80-300mm Diameter range

ABSOLUT XPERT

The world's 1st Passivhaus certified chimney system.

- GW3 rated - condensate resistant after a chimney fire
- Safe connection to room sealed appliances passes blower door test with no additional rendering of the blocks

DM & LINERS

Pumice System Chimneys, Firechests and Liners.

full details at **www.schiedel.co.uk**

Schiedel Chimney Systems
Crowther Estate
Washington
Tyne & Wear NE38 0AQ
Tel. +44 (0)191 416 1150
Fax. +44 (0)191 415 1263
info@schiedel.co.uk
www.schiedel.co.uk

HETAS TRAINING

Courses H001-H006 & H008 available. See website for course prospectus and application form downloads or scan the QR code for a direct link.